







3

MR NO: 332916

IPD NO: IP2625340

Name :- Master KANISK SINGH

DOA :- 10-05-2026 / 11:55PM

Guardian :- S/O KRISHNA PAL SINGH

DOD :-

Age & sex :- 3 Y / M

Ward :- PICU

Address :- VILL- JARUA KATARA, AGRA

Bed :- 05/PICU -IV

Contact :-

Referred Dr :- Dr.Vivek Badada

Company :-

Category:- HOSPITAL

Dr.MANISH

Specialty 1 : SHARMA (M. CH.)
Specialty 2:-

Dr. Specialty 3:- Dr.

Patients Address
 Patients Name
 Consultant Name
 Name: Master KANISH SINGH
 File No: IP0225340
 Ward/Room: PICU-IVRS
 DOA: 10-05-2020 11:55PM
 Consultant: MANISH SHARMA (M.T)

EMERGENCY INITIAL ASSESSMENT FORM

R/098/3.0/...
IG REC

Patient Name: Mr. Kanish Singh Age/Sex: 03/73 Date: 10/5/24 Time: 17:55 PM

सुबह

Triage Category: Red Yellow Green Black

Pain Scale: No Pain | Moderate Pain | Worst Pain
 0 1 2 3 4 5 6 7 8 9 10
 MLC: Yes No
 MLC No.:

General Assessment:

Arrival date & time: 10/5/24 Time Seen by ER Physician:
 Referred by Doctor: Follow up case of Doctor:

Complaint: - scald Burn by hot water today.
- about 60% - Extremity

जीवन की अवस्था की

Primary Survey

Airway	Breathing	Circulation
Patent	RR: <u>22</u> /min	Skin: Pink Pale
Obstructed	Symmetrical: Yes No	Membrane: Flush Jaundiced Ashen Cyanotic
Protected	Labored: Yes No	Pulse Rate: <u>120</u> /min, Rhythm: Regular Irregular
Maintained	Trachea Midline: Yes No	Normal, Site.....
Compromised	Crepitations: Yes No	Bounding, Site.....
	Wheeze: Yes No	Weak, Site.....
	SpO2: <u>98</u> % on RA	Absent, Site.....
	Spo2: % on l/min	Skin Temp: Warm Hot Cold
	O2 By Nasal Prong O ₂ Mask	Skin Moisture: WNL Dry Moist
	NRBM NIV Ventilator	Visible bleeding: Yes No
		Site.....
		BP: MM of Hg
		Temp: <u>98.4</u> °F/C
Management:	Management:	Management:
Suction	O2 Therapy	Intravenous Fluids
HTCL JT	BVM NIV IV	Inotropes/Vasopressors
OTA NPA	Chest Tube (ICD)	Compression Bandage
LMA ET	Other.....	

Cardiac monitor:; AVI

CSE: 4 V 5 M 6 /15; Weight: 14 kg; Pupils: PERLA / BIL MDC. 4/10



Pushpanjali Palace, Delhi Gate, Agra | Phone: 0562 - 4024...
 e-mail: info@pushpanjalihospital.in | www.pushpanjalihospital.in

Phone: 0562...
 www.pushpanjali...



Pushpanjali

Hospital & Research Centre

A COMPLETE MEDICAL & HEALTH CARE UNIT

In association with



Dr Lal Path Labs

India's leading and most regulated diagnostic chain

Name : Master KANISK SINGH
 Lab No. : 518174129
 Ref By : DR MANISH SHARMA
 Collected : 11/5/2026 1:10:00AM
 A/c Status : P
 Collected at : LPL - PUSHPANJALI HOSPITAL (IPD)
 DELHI GATE, HARIPARWAT, AGRA-282002
 AGRA U.P 282002


Age : 3 Years
 Gender : Male
 Reported : 11/5/2026 3:23:23AM
 Report Status : Interim
 Processed at : Dr. Lal Path Labs Ltd
 Delhi Gate ,Agra 282002

PROVISIONAL

ID : 332916/FF-PICU/

Test Report

Test Name	Results	Units	Bio. Ref. Interval
COMPLETE BLOOD COUNT (CBC), WHOLE BLOOD			
Hemoglobin (SLS Method)	12.60	g/dL	11.00 - 14.00
Packed Cell Volume (PCV) (Sheath Flow DC Detection Method)	40.50	%	34.00 - 40.00
RBC Count (Sheath Flow DC Detection Method)	5.46	mill/mm ³	4.00 - 5.20
MCV (Calculated)	74.20	fL	75.00 - 87.00
Mentzer Index (Calculated)	13.6		
MCH (Calculated)	23.10	pg	24.00 - 30.00
MCHC (Calculated)	31.10	g/dL	31.00 - 37.00
Red Cell Distribution Width (RDW) (Calculated)	15.00	%	12.10 - 15.60
Total Leukocyte Count (TLC) (Fluorescent Flow Cytometry)	33.88 (Critical)* ✓	thou/mm ³	5.00 - 15.00
Differential Leucocyte Count (DLC)			
Segmented Neutrophils (Fluorescent Flow Cytometry)	80.70	%	24.00 - 67.00
Lymphocytes (Fluorescent Flow Cytometry)	16.10	%	28.00 - 64.00
Monocytes (Fluorescent Flow Cytometry)	3.00	%	2.00 - 11.00
Eosinophils (Fluorescent Flow Cytometry)	0.00	%	0.00 - 7.00
Basophils (Fluorescent Flow Cytometry)	0.20	%	0.00 - 1.00
Absolute Leucocyte Count			
Neutrophils (Calculated)	27.34	thou/mm ³	1.50 - 8.00
Lymphocytes (Calculated)	5.45	thou/mm ³	6.00 - 9.00
Monocytes (Calculated)	1.02	thou/mm ³	0.20 - 1.00
Eosinophils (Calculated)	0.00	thou/mm ³	0.10 - 1.00



Name : Master KANISK SINGH
Lab No. : 518174129
Ref By : DR MANISH SHARMA
Collected : 11/5/2026 1:10:00AM
A/c Status : P
Collected at : LPL - PUSHPANJALI HOSPITAL (IPD)
DELHI GATE, HARIPARWAT, AGRA-282002
AGRA U.P 282002

Age : 3 Years
Gender : Male
Reported : 11/5/2026 3:23:23AM
Report Status : Interim
Processed at : Dr. Lal Path Labs Ltd
Delhi Gate ,Agra 282002

PROVISIONAL

ID : 332916/FF-PICU/

Test Report

Test Name	Results	Units	Bio. Ref. Interval
Basophils (Calculated)	0.07	thou/mm ³	0.02 - 0.10
Platelet Count (Sheath Flow DC Detection Method)	703	thou/mm ³	200.00 - 490.00
Mean Platelet Volume (Calculated)	10.4	fL	6.5 - 12.0

Comment

In anaemic conditions Mentzer index is used to differentiate Iron Deficiency Anaemia from Beta- Thalassemia trait. If Mentzer Index value is >13, there is probability of Iron Deficiency Anaemia. A value <13 indicates likelihood of Beta- Thalassemia trait and Hb HPLC is advised to rule out the Thalassemia trait.

Note

- As per the recommendation of International council for Standardization in Hematology, the differential leucocyte counts are additionally being reported as absolute numbers of each cell in per unit volume blood
- Test conducted on EDTA whole blood



Name : Master KANISK SINGH
Lab No. : 518174129
Ref By : DR MANISH SHARMA
Collected : 11/5/2026 1:10:00AM
A/c Status : p
Collected at : LPL - PUSHPANJALI HOSPITAL (IPD)
DELHI GATE, HARIPARWAT, AGRA-282002
AGRA U.P 282002

Age : 3 Years
Gender : Male
Reported : 11/5/2026 3:23:30AM
Report Status : Interim
Processed at : Dr. Lal Path Labs Ltd
Delhi Gate, Agra 282002

ID : 332916/FF-PICU/

Test Report

Test Name	Results	Units	Bio. Ref. Interval
CREATININE, SERUM (Compensated Jaffe's reaction, IDMS traceable)			
Creatinine	0.34	mg/dL	5.36 - 5.75

Note

1. GFR, estimated (eGFR) calculated using the 2021 CKD-EPI creatinine equation and GFR Category reported as per KDIGO guideline 2012.
2. eGFR category G1 or G2 does not fulfil the criteria for CKD, in the absence of evidence of kidney damage



Name : Master KANISK SINGH
Lab No. : 518174129
Ref By : DR MANISH SHARMA
Collected : 11/5/2026 1:10:00AM
A/c Status : P
Collected at : LPL - PUSHPANJALI HOSPITAL (IPD)
 DELHI GATE, HARIPARWAT, AGRA-282002
 AGRA U.P 282002

Age : 3 Years
Gender : Male
Reported : 11/5/2026 3:23:33AM
Report Status : Interim
Processed at : Dr. Lal Path Labs Ltd
 Delhi Gate ,Agra 282002

Corporate ID : 332916/FF-PICU/

Test Report

Test Name	Results	Units	Bio. Ref. Interval
SODIUM, SERUM (Indirect ISE)	126.50	mEq/L	138.00 - 145.00
POTASSIUM, SERUM (Indirect ISE)	3.72	mEq/L	3.40 - 4.70
C-REACTIVE PROTEIN (CRP), SERUM (Immunoturbidimetry)	1.00	mg/L	<5.00

Note: Test conducted on serum

Dr. Shradha Gupta
 MD, Pathology
 Chief of Laboratory
 Dr. Lal PathLabs Ltd

Authenticity assured - scan the QR code to access the original report from our verified database

Result/s to follow:

COMPLETE BLOOD COUNT (CBC), WHOLE BLOOD, SODIUM, SERUM

IMPORTANT INSTRUCTIONS

•Test results released pertain to the specimen submitted •All test results are dependent on the quality of the sample received by the Lab
 •Laboratory investigations are only a tool to facilitate in arriving at a diagnosis and should be clinically correlated by the Referring Physician
 delivery may be delayed due to unforeseen circumstances. Inconvenience is regretted. •Certain tests may require further testing at additional
 derivation of exact value. Kindly submit request within 72 hours post reporting. •Test results may show interlaboratory variations. •The Court
 at Delhi shall have exclusive jurisdiction in all disputes/claims concerning the test(s) & or results of test(s). •Test results are not valid for medic
 purposes •This is computer generated medical diagnostic report that has been validated by Authorized Medical Practitioner/Doctor. •The report
 not need physical signature.

(R) Sample drawn from outside source.

If Test results are alarming or unexpected, client is advised to contact the Customer Care immediately for possible remedial action.

11-49885050, Fax: +91-11-2788-2134, E-mail: lalpathlabs@lalpathlabs.com




Name : Master KANISK SINGH
Lab No. : 518174129
Ref By : DR MANISH SHARMA
Collected : 11/5/2026 1:10:00AM
A/c Status : P
Collected at : LPL - PUSHPANJALI HOSPITAL (IPD)
DELHI GATE, HARIPARWAT, AGRA-282002
AGRA U.P 282002

Age : 3 Years
Gender : Male
Reported : 11/5/2026 3:23:27AM
Report Status : Interim
Processed at : Dr. Lal Path Labs Ltd
Delhi Gate ,Agra 282002

ID : 332916/FF-PICU/

Test Report

Test Name	Results	Units	Bio. Ref
UREA, SERUM (Urease UV)			
Urea	34.00	mg/dL	10.00 -
BUN; Blood Urea Nitrogen	15.88	mg/dL	5.00 - 1



Plan of Care

Investigations	Request
Blood	CBC, CRP, urea, creatinine. x-ray chest-PA
Urine	
X-ray	
USG	
CT Scan / MRI	
ECHO / Others	



Medication Chart (Capital Letters)

No.	Name of Drugs	Dose	Frequency	Route
	Hy. Artesunate	0.4ml	w	bd
	Hy. Sumoel	22ml	w	tds
	Hy. Febuac	1 Amp	qm	stat
	Hy. FOLAR	1.25gm	w	tds
	Hy. AZENAM	700 mg	w	bd
	INF Hy. RL	800ml	over	8hrs
	Hy. RL	900ml	w	over 16hrs.
	Hyd. Predicloryl	5ml	stat.	to SOS.
	Diagnosis	explained.		

PROGRESS

Consultant: MANISH SHARMA (M. Ch)
 Name: Master KANISH SINGH
 File No: IP2625340
 Ward/Room: PICU-IV/05

Addressograph
 Name
 Patient Name

/ Time

11/4/20

C/S/B Dr Anubhav

clo Buser, with hot water.
OE

Vitals stable

M → BL clear


CS → soft

PA → soft

URS → ~~the~~ average fair.

Adv

- to adding incrim
- at same treatu
- Plan to give ffp.



Name & Signature